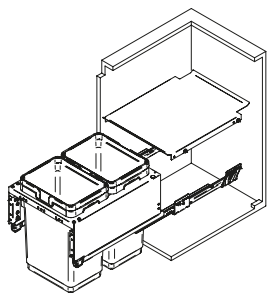


Globe 2.0 with shelf | H 430

Globe 2.0 con ripiano | H 430

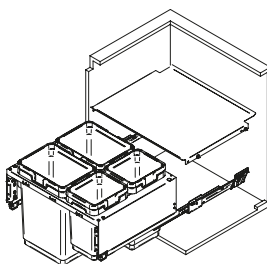
Sistemi per la raccolta differenziata | Waste recycling bin systems

mod.40

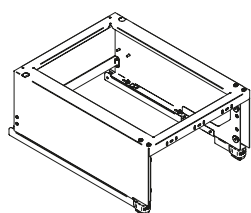


PG2GME402RF

mod.60



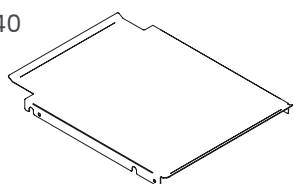
PG2GME604RF

A mod.40

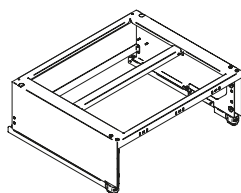
x1

P_a

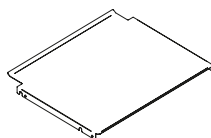
x2

R mod.40

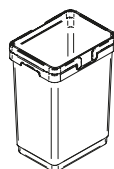
x1

A mod.60

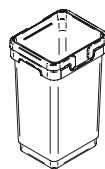
x1

R mod.60

x1

P_a

x2

P_b

x1

P_c

x1

Warnings

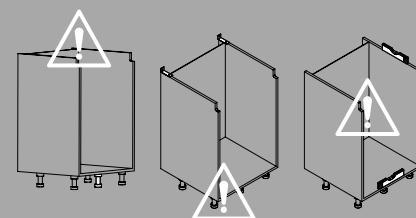
1. Leggi attentamente le istruzioni prima del montaggio e segui ogni passaggio indicato. L'azienda declina ogni responsabilità nel caso di mancato rispetto delle indicazioni riportate sulle istruzioni montaggio. L'azienda declina ogni responsabilità per l'uso improprio del prodotto.
2. Questo prodotto NON è una scala. Ogni uso improprio del prodotto può causare lesioni. Modifiche o manomissioni del prodotto, annullano ogni condizione di garanzia.
3. Questo prodotto contiene piccole parti. Rischio di soffocamento. Tenere fuori dalla portata dei bambini. In caso di malfunzionamento, interrompere l'uso e contattare l'Assistenza Tecnica autorizzata.
4. Smaltisci i diversi materiali secondo le regolamentazioni della tua città.

1. Please read the instructions carefully before assembly and follow each step indicated. The company declines all responsibility in case of non-compliance with the instructions provided for assembly. The company is not responsible for improper use of the product.
2. This product is NOT a ladder. Any improper use of the product may cause injury. Modifications or tampering with the product voids any warranty conditions.
3. This product contains small parts. Choking hazard. Keep out of reach of children. In case of malfunction, stop using the product and contact authorized Technical Support.
4. Proceed to dispose of the different materials according to your city regulations.

Attention!

1. Rinforzare il fondo del mobile con un piedino aggiuntivo se necessario.
2. Verificare la messa in bolla del mobile.
3. Fissare il mobile a parete.

1. The bottom of the cabinet could be reinforced with additional legs if necessary.
2. The levelling of the cabinet must be verified.
3. The cabinet must be fixed to the wall.



Maintenance

Inquadrate il codice QR per scoprire la corretta manutenzione del prodotto.

Scan the QR code to discover the correct maintenance of the product.



Product data sheet

Inquadrate il codice QR per visionare la scheda tecnica.
Scan the QR code in order to view the product data sheet.



20 min.



mm



x1



50 kg



+ 7



x1



x2



x1



x4



x6



x1



x4



x1

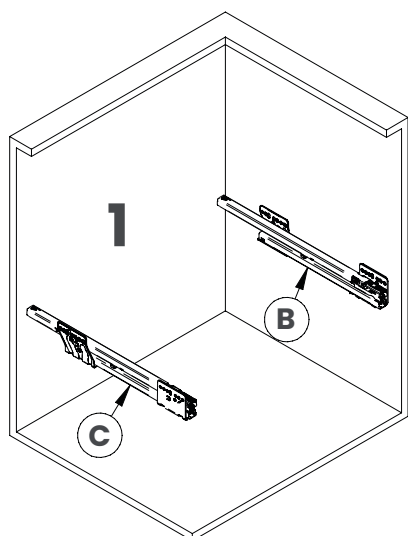


x6

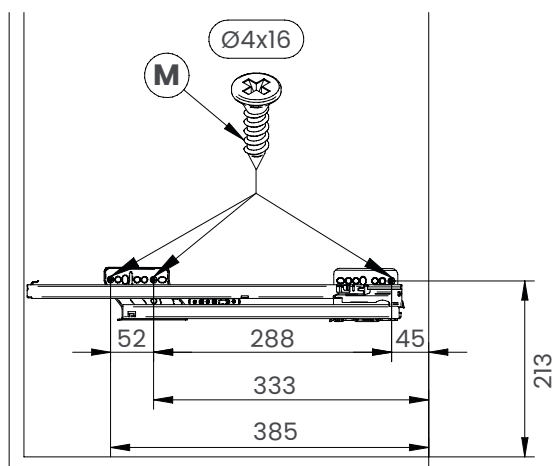


x4

1.



1



B

x 1

C

x 6

E

x 4

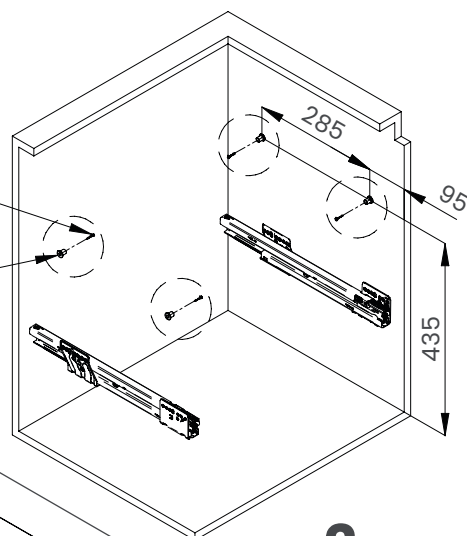
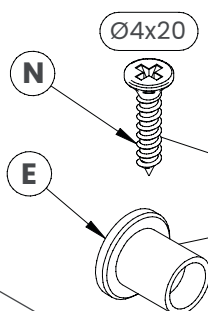
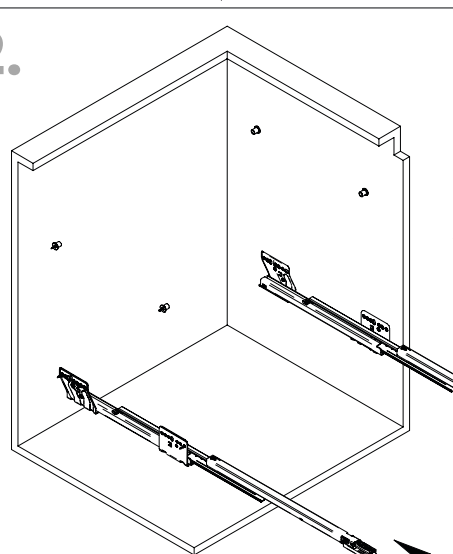
M

x 6

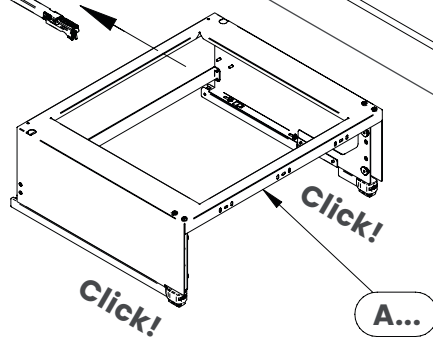
N

x 4

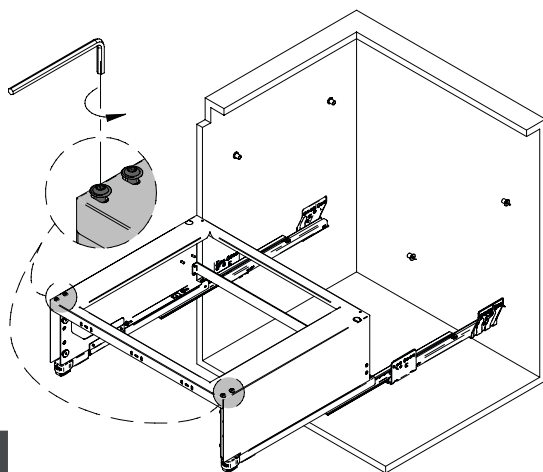
2.



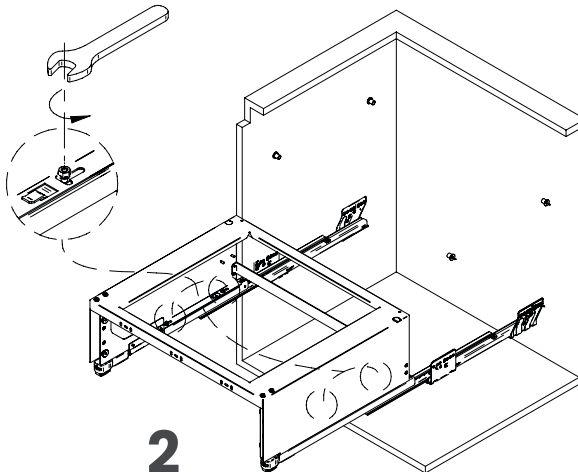
2



3.



2



7

