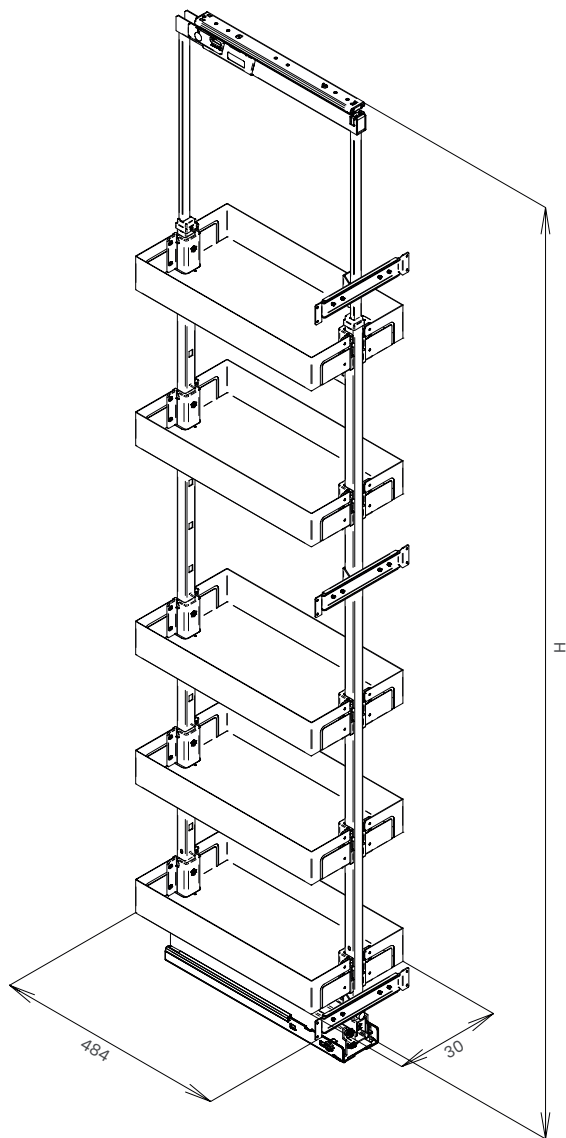


Lamina manual larder unit with slide

Colonna manuale con guida colonna Lamina

Colonne | Larder units



Description

Telaio colonna regolabile in altezza completo di guida colonna ad estrazione totale con rientro ammortizzato. Possibilità di aggiungere la copertina per guida in metallo verniciato. Portata 120 kg. Cesto per colonna con profilo di contenimento e fondo in lamiera. L'aggancio e bloccaggio a scatto avvengono inserendo il cesto in prossimità dei fori del telaio colonna. Kit composto da 1 staffa per fissaggio e regolazione dell'anta e relativa ferramenta. Applicazione rapida negli stessi fori interni del telaio.

Height-adjustable frame for manual larder unit complete with a total extension slide with dampened soft-closing system. It is possible to add the epoxy-coated metal cover for larder unit. Load capacity 120 kg. Basket for larder unit with sheet metal bottom and edge. The snap fastening works by placing the basket on the frame's holes. Kit consisting of 1 fixing and adjustable door bracket and fittings. Quick installation on the same internal holes of the frame.

Cat. code

Structure

CE1204

C Nome Name
E Estraibile Pulling-out
120 Dimensione Dimension
4 Versione Version

Basket

CC15L

CC Nome Name
15 Modulo Cabinet size
L Gamma Range

Door bracket kit

CK115N

C Per colonna
 For larder unit
K Kit Kit
115 Modulo Cabinet size
N Nuova versione
 New version

Slide

GCSTM/24

GC Guida Slide
ST Marchio guida
 Slide's brand
M Ammortizzato
 Dampened soft-closed
24 Edizione Year

Instruction sheet

Structure

ND*

Baskets

4004110213MKT

Door bracket kit

4004114770MKT

Slide

4004112690MKT

Finish

VGf | VN

Mechanism
Grigio Antracite Verniciato nero
 Epoxy-coated black

GM | VNM

Baskets
Grigio Materico Nero Materico

Dimensions

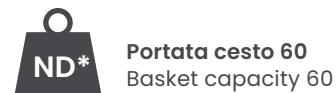

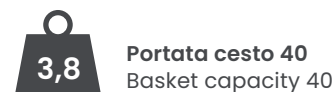


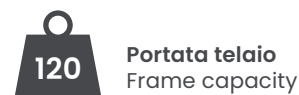
Frame	Cabinet size (cm)	Width (mm)	Depth (mm)	Height (mm)
CE1204	15	30	484	993-1293
CE1604	30	30	484	1393-1693
CE1904	40	30	484	1693-1993

Baskets	Cabinet size (cm)	Width (mm)	Depth (mm)	Height (mm)
CC15L	15	100	478	82
CC30L	30	246	478	82
CC40L	40	346	478	82
CC45L	45	396	478	82
CC60L	60	546	478	82

Door brackets	Cabinet size (cm)	Width (mm)	Depth (mm)	Height (mm)
CK115N	15	100	40	53
CK130N	30	250	40	45
CK140N	40	350	40	45
CK145N	45	400	40	45
CK160N	60	550	40	45

Slide	Cabinet size (cm)	Width (mm)	Depth (mm)	Height (mm)
GCSTM/24	—	—	480	110

Load capacity Kg



Packaging

Frame	Size (cm)	Weight (mm)
CE1204		
CE1604		
CE1904		

Baskets	Size (cm)	Weight (mm)
CC15L		
CC30L		
CC40L		
CC45L		
CC60L		

Door brackets	Size (cm)	Weight (mm)
CK115N		
CK130N		
CK140N		
CK145N		
CK160N		

Slide	Size (cm)	Weight (mm)
GCSTM/24		

Pallet configuration

Size (mm)	Pieces
1200 x 800	13
1200 x 800	13
1200 x 800	13

1200 x 800	150
1200 x 800	108
1200 x 800	40
1200 x 800	50
1200 x 800	40

1200 x 800	ND*
1200 x 800	ND*
1200 x 800	ND*
1200 x 800	ND*
1200 x 800	ND*

1200 x 800	ND*
-------------------	------------

Maintenance

Inquadrate il codice QR per scoprire il modo corretto di smaltire l'imballaggio e la corretta manutenzione del prodotto.

Scan the QR code to discover the correct way to dispose the packing and the correct maintenance of the product.



Materials

Lamiera Sheet metal
Plastica Plastic

*Non disponibile al momento Not available at the moment