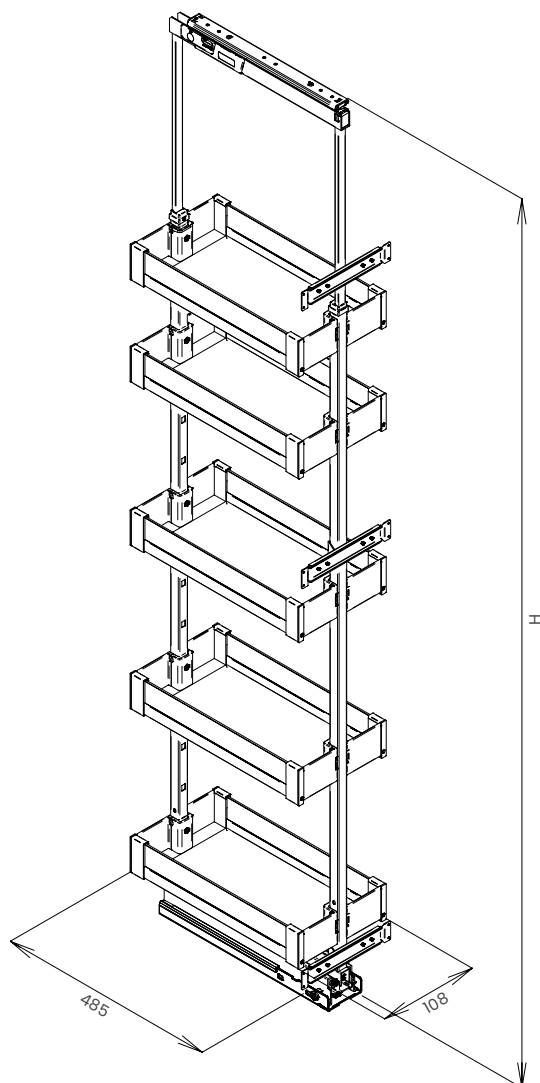


Essence manual larder unit kit

Kit colonna manuale Essence

Colonne | Larder unit



Description

Kit colonna composto da telaio regolabile in altezza con guida a rulli in acciaio. Estrazione totale con rientro ammortizzato. Portata 120 kg. Cesto per colonna con aggancio e bloccaggio a scatto che avvengono inserendo il cesto in prossimità dei fori del telaio colonna. Kit composto da 1 staffa per fissaggio e regolazione dell'anta e relativa ferramenta. Applicazione rapida negli stessi fori interni del telaio.

Kit consisting of an height-adjustable frame with steel roller bearing slides. Total extension slide with dampened soft-closing system. Load capacity 120 kg. Basket for larder unit with snap fastening, which works by placing the basket on the frame's holes. Kit consisting of 1 fixing and adjustable door bracket and fittings. Quick installation on the same internal holes of the frame.

Cat. code

Structure

CEI205GCFTM

C Nome Name
E **Estraibile** Pulling-out
120 **Dimensione** Dimension
5 **Versione** Version
GC **Guida** Slide
FT **Marchio guida**
 Slide's brand
M **Ammortizzato**
 Dampened soft-closed

Basket

CC15E

CC Nome Name
15 **Modulo** Cabinet size
E **Gamma** Range

Door bracket kit

CK115N

C **Per colonna**
 For larder unit
K **Kit** Kit
115 **Modulo** Cabinet size
N **Nuova versione**
 New version

Instruction sheet

Structure

4004115220MKT

Baskets

4004118290MKT

Door bracket kit

4004109251MKT

Finish

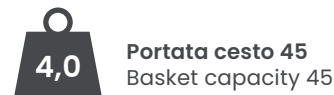
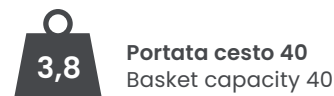
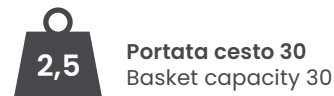
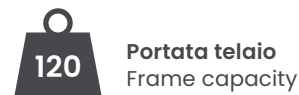
VGFOF **Grigio Antracite opaco con vetri fumé**
 Grigio Antracite
 with smoked glass

VGFNS **Grigio Antracite con Noce Savoia**
 Grigio Antracite
 with Noce Savoia

Dimensions

Frame	Cabinet size (cm)	Width (mm)	Depth (mm)	Height (mm)
CE1205GCFTM	15	108	485	1070-1500
CE1605GCFTM	30	108	485	1470-1900
CE1905GCFTM	40	108	485	1770-2200
CE2105GCFTM	45	108	485	1970-2400
Baskets	Cabinet size (cm)	Width (mm)	Depth (mm)	Height (mm)
CC30E	30	247	531	52
CC40E	40	347	531	52
CC45E	45	397	531	52
Door brackets	Cabinet size (cm)	Width (mm)	Depth (mm)	Height (mm)
CK130N	30	100	40	53
CK140N	40	250	40	45
CK145N	45	350	40	45

Load capacity Kg



Dimensions

Frame	Size (cm)	Weight (mm)
CE1205GCFTM		
CE1605GCFTM		
CE1905GCFTM		
CE2105GCFTM		
Baskets	Size (cm)	Weight (mm)
CC30E		
CC40E		
CC45E		
Door brackets	Size (cm)	Weight (mm)
CK130N		
CK140N		
CK145N		

Pallet configuration

Size (mm)	Pieces
1200 x 800	13
1200 x 800	13
1200 x 800	13
1200 x 800	13
1200 x 800	60
1200 x 800	50
1200 x 800	40
1200 x 800	ND*
1200 x 800	ND*
1200 x 800	ND*

Maintenance

Inquadrate il codice QR per scoprire il modo corretto di smaltire l'imballaggio e la corretta manutenzione del prodotto.

Scan the QR code to discover the correct way to dispose the packing and the correct maintenance of the product.



Materials

Plastica Plastic
Metallo Metal
Vetro Glass
HDF HDF

*Non disponibile al momento Not available at the moment