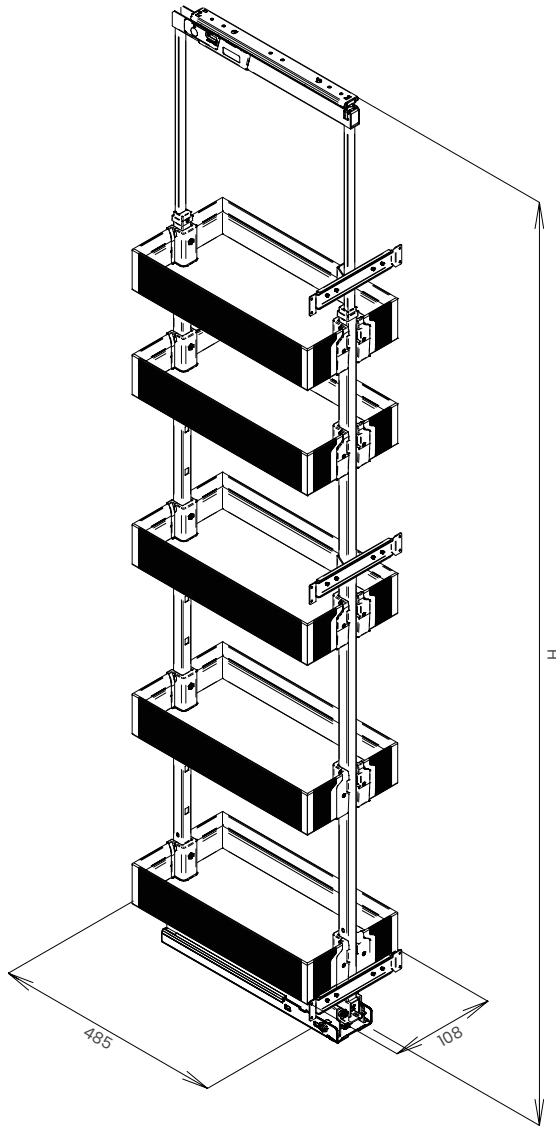


Urban manual larder unit kit

Kit colonna manuale Urban

Colonne | Larder units



Description

Kit colonna composto da telaio regolabile in altezza con guida a rulli in acciaio. Estrazione totale con rientro ammortizzato. Portata 120 kg. Cesto per colonna con profilo di contenimento in alluminio e fondo in melamina. L'aggancio e il bloccaggio a scatto avviene inserendo il cesto in prossimità dei fori del telaio colonna. Kit composto da 1 staffa per fissaggio e regolazione dell'anta e relativa ferramenta. Applicazione rapida negli stessi fori interni del telaio.

Kit consisting of an height-adjustable frame with steel roller bearing slides. Total extension slide with dampened soft-closing system. Load capacity 120 kg. Basket for larder unit with aluminum edge and melamine bottom. The snap fastening works by placing the basket on the frame's holes. Kit consisting of 1 fixing and adjustable door bracket and fittings. Quick installation on the same internal holes of the frame.

Cat. code

Structure

CEI205GCFTM

C Nome Name
E Estraibile Pulling-out
120 Dimensione Dimension
5 Versione Version
GC Guida Slide
FT Marchio guida Slide's brand
M Ammortizzato Dampened soft-closed

Basket

CC15U

CC Nome Name
15 Modulo Cabinet size
U Gamma Range

Door bracket kit

CK115N

C Per colonna For larder unit
K Kit Kit
115 Modulo Cabinet size
N Nuova versione New version

Instruction sheet

Structure

4004115220MKT

Baskets

4004110089MKT

Door bracket kit

4004109251MKT

Finish

VGf | VN

Mechanism
Grigio Antracite
Verniciato nero
 Epoxy-coated
 black

GM | VNM

Baskets
Grigio Materico
Nero Materico

Materials

Lamiera Sheet metal
Alluminio Aluminum
Melamina Melamine

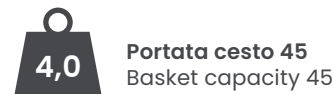


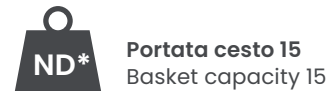
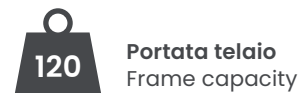
Dimensions

Frame	Cabinet size (cm)	Width (mm)	Depth (mm)	Height (mm)
CE1205GCFTM	15	108	485	1070-1500
CE1605GCFTM	30	108	485	1470-1900
CE1905GCFTM	40	108	485	1770-2200
CE2105GCFTM	45	108	485	1970-2400

Baskets	Cabinet size (cm)	Width (mm)	Depth (mm)	Height (mm)
CC15U	15	100	485	100
CC30U	30	246	485	100
CC40U	40	346	485	100
CC45U	45	396	485	100

Door brackets	Cabinet size (cm)	Width (mm)	Depth (mm)	Height (mm)
CK115N	15	100	40	53
CK130N	30	250	40	45
CK140N	40	350	40	45
CK145N	45	400	40	45

Load capacity Kg



Packaging

Frame	Size (cm)	Weight (mm)
CE1205GCFTM		
CE1605GCFTM		
CE1905GCFTM		
CE2105GCFTM		

Baskets	Size (cm)	Weight (mm)
CC15U		
CC30U		
CC40U		
CC45U		

Door brackets	Size (cm)	Weight (mm)
CK115N		
CK130N		
CK140N		
CK145N		

Pallet configuration

Size (mm)	Pieces
1200 x 800	13
1200 x 800	13
1200 x 800	13
1200 x 800	13

1200 x 800	144
1200 x 800	102
1200 x 800	70
1200 x 800	40

1200 x 800	ND*
1200 x 800	ND*
1200 x 800	ND*
1200 x 800	ND*

Maintenance

Inquadrate il codice QR per scoprire il modo corretto di smaltire l'imballaggio e la corretta manutenzione del prodotto.

Scan the QR code to discover the correct way to dispose the packing and the correct maintenance of the product.



***Non disponibile al momento**
Not available at the moment