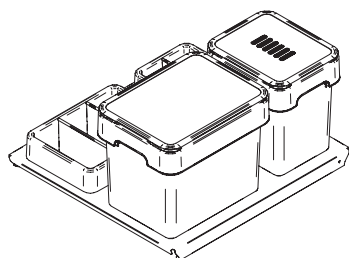
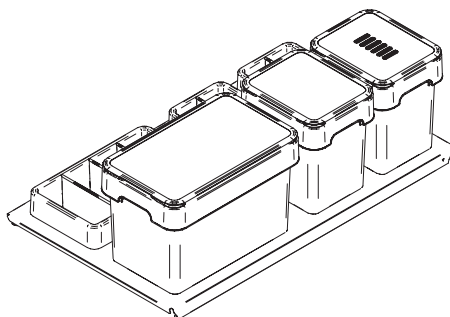


Kit per sottolavello inferiore

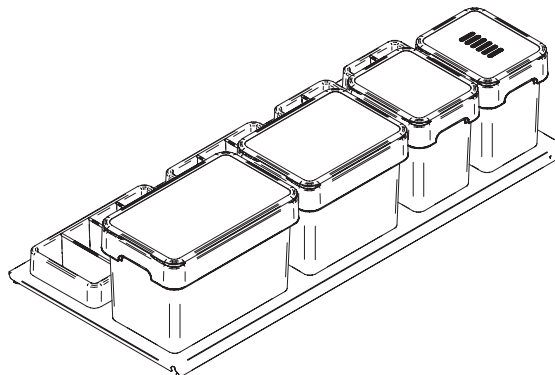
Lower sink kit



KSILA..060



KSILA..090



KSILA..120



x 1



10 min

Info

1) **AVVERTENZA!** Leggi attentamente le istruzioni prima del montaggio e segui ogni passaggio indicato. L'azienda declina ogni responsabilità dall'uso improprio del prodotto. Ogni uso improprio del prodotto può causare lesioni. Modifiche o manomissioni del prodotto, annullano ogni condizione di garanzia.

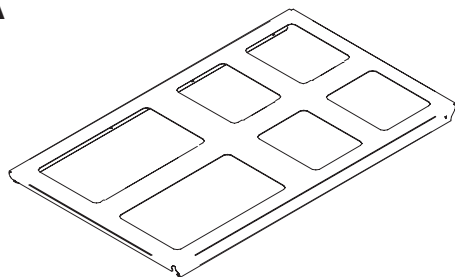
2) Smaltisci i diversi materiali secondo regolamentazioni della tua città.

1) **WARNING!** Read the instructions carefully before assembly and follow each step indicated. The company declines all responsibility for improper use of the product. Any improper use of the product can cause injury. Modifications or tampering with the product void any warranty conditions.

2) Proceed to dispose of the different materials according to your city regulations.

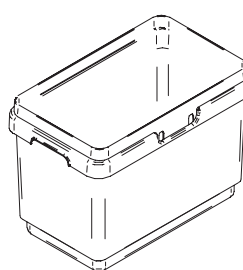
Mod.90 ▶

A



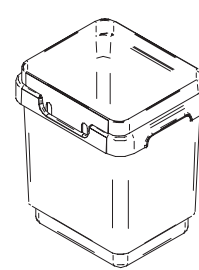
x1

B



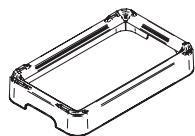
x1

C



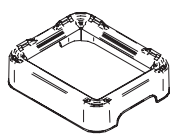
x2

D



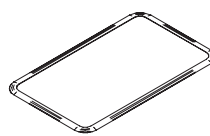
x1

E



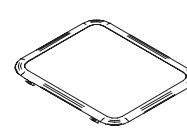
x2

F



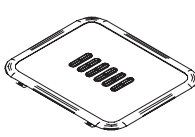
x1

G



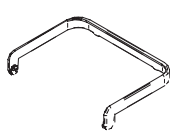
x1

H



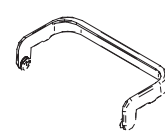
x1

I



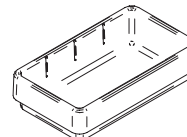
x2

L



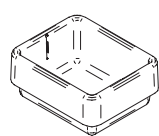
x4

M



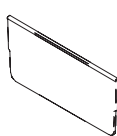
x1

N



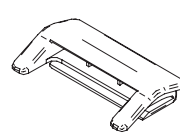
x2

O



x5

P



x3

Maintenance

Inquadrate il codice QR per scoprire il modo corretto di smaltire l'imballaggio e la corretta manutenzione del prodotto.

Scan the QR code to discover the correct way to dispose the packing and the correct maintenance of the product.



Vibo S.p.A.

Via Arzignano, 46

36070 Trissino (VI) Italy

T +39 0445-492800

F +39 0445-492999

vibo@viboitaly.com

www.viboitaly.com

